
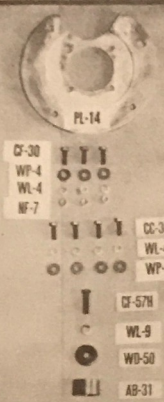






Parts List 20" Mow-Blo

MODELS	MODELS	MODELS	MODELS	MODELS
200-2 206-6	206A 206-7B	206C 206-2-5	206P 206PD	206-3 206-5
 <p>CF-32 WP-4 WL-4 WF-7 CF-59H WL-9 WD-50 AB-32</p>	 <p>PL-14 CF-30 WP-4 WL-4 WF-7 CC-30 WL-4 WP-4 CF-57H WL-9 WD-50 AB-31</p>	 <p>CC-30 WL-4 WP-4 CF-59H WL-9 WD-50 AB-26</p>	 <p>CF-31 CF-30 WP-4 WL-4 WF-7 CF-59H WL-9 WD-50 AB-32</p>	 <p>PL-3 CF-30 WL-4 WF-7 CC-55 WL-8 WP-5 NF-10 WD-56 WD-55 SS-341 AB-35 BL-60A DB-9</p>



SENSATION MOWER, INC.

Ralston, Nebr.

U.S.A.

Model No.	Description	List Price
-----------	-------------	------------

SNOW BLO UNITS & ACCESSORIES

G16A	"FRIGID" 16" swath 3 HP gas engine, push type	\$170.00
G24A	"ARTIC" 18" swath (24" with dry snow wings attached)	
	5.75 HP gas engine, self propelled.	
	4.00 x 8 full pneumatic tires	420.00
	Chains for 4.00 x 8 tires - per pair	12.50
	Bulldozer blade for G24A only. 30" swath, 3 position	15.00

CHASSIS

(NOTE: Each chassis is a complete unit except less engine, or motor or cord. When ordering ALWAYS SPECIFY make and model of engine or motor, with drive shaft diameter, so that pulley or blade adaptor will be correct for your power unit.)

MOWERS:

C-18 Kit	"ASSEMBLE YOURSELF", Heavy Duty, 18" Belt drive	45.00
0-21	"SUSPEND-A-MOW", 21"	40.00
022	"SENSATION GAL", 22"	40.00
020G	"MOW-BLO", 20"	60.00
0724-HP	"UNIVERSAL", 24" Hand Push, Belt drive	130.00
0724-SP	"UNIVERSAL", 24" Self Propelled, Belt drive	170.00
027SP-R-X	"ATLAS", 27" Self Propelled	375.00

SNOW BLOS:

0G16A	"FRIGID", 16" push type	120.00
0G24A	"ARTIC", 18" (24" in dry snow) self propelled	340.00

EDGERS

TG-4	"GOPHER", hand edger	9.00
TG-3G	"EASY EDGE", 1.75 4-cycle gas engine	79.00

ACCESSORIES

Grass Catcher Attachment:

GC-1A	for Mow-Blo, Electra-Blo, and Satellite	15.00
GC-2A	for Econo-Mow, Suspend-A-Mow, and Touch & Mow	10.00
GC-15A	for 724-SP Universal mower	12.00
GC-27A	for 22-B, 22-6, and Sensation Gal	15.00

Leaf Grinders:

	For belt drive and older models	15.00 to 17.00
	For Mow-Blo, Electra-Blo, and 724	3.00
	For Sensation Gal	1.00
	Specify 18", 20", or 24" and give mower nameplate data	

Electric Cord Sets:

#16	75' with plugs only	9.00
#14	2-wire, Special Easy Drag	
	100' with plugs only	15.00
	100' with plugs and feed-thru-switch	16.00

ALL PRICES SUBJECT TO CHANGE WITHOUT NOTICE
PRICES WILL BE THOSE IN EFFECT AT TIME OF SHIPMENT.

(over)

Form LPL12458B

SENSATION MOWER, INC. RALSTON, NEBRASKA
 SUGGESTED LIST PRICES
 F. O. B., Ralston, Nebraska
 January 27, 1959

Model No.	Description	List Price
Model T	Sensation Car with 2 HP geared engine	\$ 198.00
Model T	Sensation Car without engine	143.00
Pammy	Sensation Car with 2 HP geared Briggs & Stratton engine	130.00
Pammy	Sensation Car without engine	75.00
<u>ELECTRIC MOWERS</u>		
21-ESD	"SUSPEND-A-MOW", 21" 1/2 HP, 1725 RPM	76.00
20EB	"SATELLITE MOW-BLO", 20" 1 1/2 HP, 3600 RPM (Includes 75' cord with plugs)	135.00
<u>GASOLINE MOWERS</u>		
21G-CH	"SUSPEND-A-MOW", 21" Suspended steel chassis, Direct drive, Suspended bridge-like construction, Recoil starter, 2-cycle, 2.5 HP, Clinton CVS400	70.00
21G-6	4-cycle, 3 HP, Briggs & Stratton, Crown Control	90.00
22-B	"SENSATION GAL", 22" Aluminum chassis, Front side discharge, Direct drive, Recoil starter, 4-cycle, Briggs & Stratton 2 HP	80.00
22-6	4-cycle, Briggs & Stratton 3 HP, Crown Control	90.00
20G-CH	"MOW-BLO", 20" Turbo pump (air channel) principal aluminum chassis, Direct drive, Swing-over automatic locking or fixed handle, Recoil starter, 2-cycle, 2.5 HP Clinton CVS400	90.00
20G-B	4-cycle, 2 HP Briggs & Stratton	100.00
20G-6	4-cycle, 3 HP Briggs & Stratton, Crown Control	110.00
20G-7	4-cycle, 3.25 HP Lauson, Impulse Sure Start (springwound)	123.00
724-HP 3	"UNIVERSAL", 24" HAND PUSH, Belt drive, 4-cycle, 3 HP Briggs & Stratton, Recoil starter	180.00
724-HP 4	4-cycle, 4 HP, Recoil starter	230.00
<u>SELF PROPELLED MODELS</u>		
F-22SP 6	22" Aluminum chassis, Recoil starter, 4-cycle, 3 HP Briggs & Stratton, all control on handle.	125.00
724-SP-3	"UNIVERSAL", 24" SELF PROPELLED, Belt drive, 4-cycle, 3 HP Briggs & Stratton, Recoil starter	220.00
724-SP-4	4-cycle, 4 HP, Recoil starter	270.00
(GRASS CATCHERS AVAILABLE FOR ALL ABOVE MODELS)		
27SP-R-X	"ATLAS", 27" 4-cycle, 5.75 HP Briggs & Stratton	495.00
27SP-RP-X	4-cycle, 9 HP Briggs & Stratton	530.00
SULKY	Light duty, 10 x 2.75 wheels and tires	35.00
SULKY	Heavy duty, for Atlas or Universal, 16" tires 4.00 x 8	60.00

Electric starters available at \$45 additional as factory installed equipment on all models 2 to 3 HP. Specify electric starting and mower model number. Price includes 5% Federal Excise Tax where applicable.

(over)

SENSATION MOWER, INC.

Ralston, Nebraska

February 5, 1959

ACCESSORIES & MISC.

Sulkies:

Light duty, 10 x 2.75 wheels and tires \$ 35.00
 Heavy duty for Atlas or Universal, 16" tires 4.00 x 8 60.00

Grass Catcher Attachment:

GC-1A for Mow-Blo, Electra-Blo, and Satellite 15.00
 GC-2A for Econo-Mow, Suspend-A-Mow, and Touch & Mow 10.00
 GC-15A for 724-SP Universal mower 12.00
 GC-27A for 22-B, 22-6, F22SP6, and Sensation Gal 15.00

Parts for GC-1A Grass Catcher

GC-3A Screen and Frame assembled 13.50
 GC-6A Mounting Bracket 1.95
 CL-10 Clip, Basket Stop 0.20

Leaf Grinding Attachment: For belt drive only.

22" and 24" mowers - Specify blade shaft size 17.00
 18" and 20" mowers - Specify blade shaft size 15.00

Leaf Grinder Inserts:

For Mow-Blo, Electra-Blo, Satellite, and 724 models 3.00
 Specify 18", 20", or 24", and give mower nameplate data

For #222, #226, and F22SP6 - Part #LG22

Leaf Grinding accomplished with Econo-Mow, Thrifty-Mow, Suspend-A-Mow, and Touch & Mow mowers by covering exhaust holes with CV-1 plates sent with each mower.

CV-1 Cover Plate 0.25
 SK-10 Screw, #14-1/2 Phillips head (2) 0.03

TG-4 "GOPHER" Hand Edger (easy care of walks and drives)

Tires and Wheels (Specify Mower Model and if for front or back)

6 x 1.50 tire and wheel assembly (die cast - $\frac{1}{2}$ " ball bearing) 3.15
 8 x 1.75 tire and wheel assembly (die cast - $\frac{1}{2}$ " ball bearing) 3.75
 6 x 1.50 tire and wheel assembly (marlex 50 - $\frac{1}{2}$ " bore) 1.65
 8 x 1.75 tire and wheel assembly (marlex 50 - $\frac{1}{2}$ " bore) 2.50
 10 x 1.75 tire and wheel assembly 4.95
 10 x 2.75 full pneumatic tire only 9.95
 10 x 2.50 Semi-pneumatic tire only (specify tread) 5.95
 Wheels - w/bearings, for (10 x 2.50 or 10 x 2.75 tires) 3.75
 Bearings, Flanged Type Ball 1/2" 0.55
 Bearings, Flanged Type Ball 5/8" and 3/4" 0.75
 Bushings, 1/2" 0.20
 Sealex for Pneumatic Tire Repair, Tube 0.75

2-Cycle Engine Oil - (eliminates smoking, spark plug fouling, carboning)

Per pint bottle (4 to 6 oz. required per gallon of gas) 0.80
 Case (24 Pint Bottles) per case 16.95

Gumout; (Put in gas, cleans carburetor as you mow)

8 oz. Can 0.89
 Case (12 - 8 oz. Cans) 10.68

<u>Lubriplate:</u> For Transmission (Pint)	\$ 1.65
<u>Easy Cut Spray:</u> 14 oz. Aerosol Can (for clogging, sticking, rusting.)	\$ 1.98
<u>Hopak Plug:</u> (Goes in hourse socket and kicks out when any appliance over-loaded.) Special net price (for as longas they last.)	1.00

Electric Cord Sets:

#16	75' with plugs only	9.00
#14	2-wire, Special Easy Drag	
	100' with plugs only	15.00
	100' with plugs and feed-thru-switch	16.00

Adjusta-Hi-Cut (priced LESS Clamping Base)

Spindle Assembly, with Pulley (9" tube, Ball & Roller bearings)	23.25
Spindle Assembly, with Pulley (6-1/4" tube, Timken bearings)	18.95

Bearings must be ordered by giving Make and Number.

Other parts must be ordered by sending in sample of part needed or complete measurements.

We also repair Adjusta-Hi-Cuts.

<u>Clamping Base</u> for Spindle Assembly, 2-piece (can be ordered in halves)	5.80
<u>Hand Throttle</u> complete, w/clips	2.95
<u>Starting Rope</u> with wood handle. (nylon)	0.60
<u>Friction Drive Disc</u> for B-29GG Mowers	1.25
<u>Sensation Snow-Blo Wax</u> , per stick	0.80

Drive Pinions for 22SP Mowers:

PN-2 Mill tooth, 1-3/8" OD, 5/8" bore (For regular speed)	0.95
PN-3 Mill tooth, 1-5/8" OD, 5/8" bore (For faster speed)	0.95
PN-1 Old 4 tooth type for CROSS grooved tires	0.95

Drive Pinions for 7LSP and 724SP Mowers:

PN-6 Mill tooth, 1-3/8" OD, 3/4" bore (For regular speed)	0.95
PN-7 Mill tooth, 1-5/8" OD, 3/4" bore (For faster speed)	0.95

Drive Pinions for 21SP Mowers:

PN-8 Mill tooth, 1-3/8" OD, 1/2" bore	0.95
---------------------------------------	------

Drive Pinions for 27SP Mowers:

PN-4 Mill tooth, 3" OD, 3/4" bore, <u>LEFT</u>	3.25
PN-5 Mill tooth, 3" OD, 3/4" bore, <u>RIGHT</u>	3.25

Blades - See separate sheets for complete data.

We sharpen and balance your old blade.

1.25

Engine Repair. Our Service Department repairs SENSATION, Briggs & Stratton, Clinton, Cushman, Kohler, Lauson, and Power Products Engines. We are NOT AUTHORIZED to make repairs to any engine except Sensation, when a question of warranty is involved.

Electric Motor Parts.

Condenser (capacitor), Howell or FM motor, MFD #270-300	6.20
Relay, FM motors	7.90
Terminal strip, FM motors, Frame 4570	2.45
Toggle switch, FM motors, Frame 4670	3.50
Truarc ring, FM motors, Frame 4570 or 4060	1.00

Parts for our own Sensation ELECTRIC MOTORS ARE AVAILABLE.

Ask for separate price list.

WHEN ORDERING MOWER PARTS, FURNISH MODEL NUMBER AND SERIAL NUMBER OF MOWER. If Gasoline Engine or Electric Motor parts are needed, furnish all data on engine or motor.

ALL PRICES LISTED HEREON ARE F. O. B., RALSTON, NEBRASKA, POSTAGE IS EXTRA. (Include sufficient postage when ordering.)

SENSATION MOWER, INC., Ralston, Nebraska Form AM2559B

BLADE INFORMATION for your SENSATION POWER MOWER

The cutting blades for all SENSATION MOWERS are specifically designed to give the maximum efficiency for the mower they are mounted on. Mounting the wrong blade on your mower will decrease the efficiency, and in some cases will cause damage to the mower itself. For the sake of safety, as well as efficient operation, the blade should never be mounted so that its lowest part is below the lowest portion of the guards or baffles. However, the maximum possible space should be allowed between the blade and the underside of the mower.

Blade research and development is a continuous process at SENSATION. If in ordering a replacement blade for your machine, you receive a blade that is a little heavier, or a little lighter, or contains a different type of steel, or is a little narrower or wider, it is because this continual testing has shown it to be better in some respects than the blade the machine was originally equipped with. We always send the latest type blade in filling blade orders.

It is IMPERATIVE that you give complete information when ordering new blades - the Model Number and the Serial Number of your unit as shown on the SENSATION nameplate - as well as length and hole size, amount of drop, if any, of the blade is desired. Refer to Blade Replacement Data sheet and order by part number if possible.

On Blade Replacement Data sheet, the last two columns show parts numbers for two types of blades --- POWER and AIR-LIFT.

"AIR-LIFT" blade is recommended where the smoothest job of mowing is desired and where the lawn is cut at regular intervals. The Air-Lift built into these blades, when used on our mower, provides a vertical air current to cut the grass with least possible injury and to discharge clippings through the openings provided. The Air-Lift type of blade should not generally be used for rough cutting. This blade can be used for any mulching job and for leaf grinding. For information on Sensation's LEAF GRINDING EQUIPMENT, refer to the ACCESSORIES sheet.

"POWER" blade is a straight, flat blade used for rough cutting or weed cutting or where additional power and not particular smoothness is required. These formerly were called Standard blades.

Please note - We do not make the Power blade for any of the Mow-Blo, Electra-Blo, and Satellite machines as the one blade used gives best performance and desired results.

BLADE PRICES

30" sizes	\$ 9.95 each
27" sizes	7.95 each
17" sizes through 24" sizes	4.95 each
16" sizes	3.95 each

We inspect, rebalance, and resharpen your old blade. 1.25 each

Postage generally runs 35¢ a blade.

Form #BL2359F

"PLATTER" and "VHAL" blades. Used only on the 27G "TRIO" models. The PLATTER blade for rough cutting and matted growth grasses; the VHAL (very high air lift) blade for soft grasses.

Part #BL112 Platter Blades (for 27G)	\$2.25 each
Part #BL113 VHAL blades (for 27G)	1.20 each

"RENOVATOR" Blade. Used on belt driven gasoline mowers for renovating or scarifying Bermuda-type lawns. Should be approximately half the length of your regular blade. Heavy, rugged center section, with sickle section tips bolted on at right angles. Tips are replaceable. To be used on BELT DRIVE gasoline powered mowers only!

16" size (for 24", 27", and 30" belt driven mowers)	\$5.95 each
12" size (for 24", 27", and 30" belt driven mowers)	5.95 each
10" size (for 20", and 22" belt driven mowers)	5.95 each
7" size (for 18" belt driven mowers)	5.95 each

WRENCHES, long handles, for easy blade removal. To fit nuts on 5/8", 3/4", and 7/8" shaft. (Measure hole size in your blade to determine if one of the three sizes available would work on your equipment.)

"FLYING SAUCER" Blade. The most efficient blade ever designed for the low speed (1700-1800 RPM) electric motor. Should not be used with a high speed motor. A sturdy, triangular center plate, with three (3) reversible sickle section tips bolted on with specially made shoulder bolts and locking nuts. Tips are replaceable and should not be sent in to us for sharpening. Below used on Models CSS, CAS, 16D, 16E, and S16 Kit.

Complete Flying Saucer Blade Assembled - Part #BL115	\$4.75
Center section only, for 16" mower, 1" hole, #BL116	3.15
Sickle section blade tips (reversible) (Part #BL117)	.30
Bolts and nuts (for securing tips) Part #BL118	.25

ALL PRICES LISTED HEREON ARE F. O. B. RALSTON, NEBRASKA
HANDY ORDER FORM (Please print or write plainly)

Model No. _____ Serial No. _____

Blade Length _____ with _____ Hole, and _____ drop.

Please send me _____

COD okay _____ or Enclosed is \$ _____ which includes postage.

NAME _____ ADDRESS _____

CITY _____ STATE _____

All parts orders that are not Cash in Advance are shipped COD. Please do not take this as a reflection on either your honesty or your credit. If all parts orders were routed through our Credit Department for their approval, it would result in unreasonable delay in getting you the parts you need.

Form #BL2359B

SENSATION MOWER, INC.
Ralston, Nebraska
August 12, 1958

Blade Replacement Information

Listed below are the dimensions of replacement blades available for our Mow-Blo, Electra-Blo, Satellite, Econo-Mow (P21), Thrifty-Mow (360), and Touch & Mow (21SP), #222 and #226 models. Those marked (*) indicate the type of blade the mower was originally equipped with.

GAS: DIRECT DRIVE

<u>Model No.</u>	<u>Blade Length</u>	<u>Hole Size</u>	<u>Drop</u>	<u>Part # Power</u>	<u>Part # Air-Lift</u>
<u>MOW-BLO</u>					
18G-C (Mfrd. Prior to 2/14/55)	17 3/8"	3/4"	-	BL33	*BL-33A
18G-C (Mfrd. after 2/14/55)	17 3/8"	3/8"	-	BL29	*BL-29A
<u>ALL 19G & ALL 20G Models</u>	19 5/8"	3/8"	-	N/A	BL-65A

NOTE: Regardless of the blade originally furnished with the mower, all replacement blades will be the new #BL-65A blade. This blade is the latest development in our continual quest for product improvement. It is a straight air-lift blade, specially heat-treated.

When ordering your 19G or 20G replacement blade, be sure to specify the hole size of your present blade, as well as the MOWER Model number, and the MAKE and Model of the Engine used on your mower. This is necessary so that we can send along the proper adaptor (if Needed) to install this blade.

ECONO-MOW, THRIFTY-MOW, AND TOUCH & MOW

P21G, 360, 21SP (All gas models)	20 3/8"	3/8"	-	BL81	*BL-81A
----------------------------------	---------	------	---	------	---------

NOTE: Even though your "Econo-Mow" may have been equipped with the original "twist" blade, all replacement blades furnished will be the new improved air-lift blade, specially heat-treated.

MODELS 222 and 226

222, 226	21 3/4"	3/8"	-	N/A	*BL-89A
----------	---------	------	---	-----	---------

ELECTRIC: Econo-Mow, Electra-Blo, & Satellite

CP18 ("Sabre" type)	17 3/8"	3/4"	3/8"	N/A	*BL-35A
CP18-E & CP18-A ("Sabre" type)	17 3/8"	5/8"	3/8"	N/A	*BL-31A
19E (Ser #51007 & Under)	19 3/8"	5/8"	5/8"	N/A	*BL-55A
19E (Ser #51008 & Over)	19 5/8"	5/8"	-	N/A	*BL-60A
20EB, 20E, 20E-1	19 5/8"	5/8"	-	N/A	*BL-60A
20E, 20E-1 ("Sabre" type)	19 5/8"	5/8"	-	N/A	*BL61A
P21PS (Phelps Special)	20"	5/8"	-	*BL-80	N/A
P21E, P21ESD	20 3/8"	3/4"	-	-	*BL-86A
P21ES	20 3/8"	3/4"	-	*BL-86	-
P21EF	20 3/8"	5/8"	-	*BL-87	-

PLEASE NOTE: Blade part numbers should be used in ordering, thereby speeding up delivery.
Form #BR81258F

Listed below are the dimensions of replacement blades available for various models with the exception of those listed on reverse side. Those marked (*) indicate the type of blade the mower was originally equipped with. Order by blade length, hole size, and model number.

Model No.	Blade Length	Hole Size	Part # Power	Part # Air-Lift
<u>GASOLINE MOWERS</u>				
16GP (see note)	16"	5/8"	*BL-12	BL-12A
16GP (formerly blade w/tips) Now	16"	1/2"	*BL-8	BL-8A
16GC	16"	3/8"	BL-6	*BL-6A
16GC (Ser. #43656 thru #47135)	16"	3/4"	BL-14	*BL-14A
17G	17"	1/2"	*BL-25	BL-25A
18, 18G, 18D, 18-2, 18-2D, C18 Kit	18"	5/8"	*BL-40	BL-40A
B29G	18½"	5/8"	*BL-43	N/A
B29GX, B29G, B29GG, H72, 72A #72, #7228, G72, G72½, G72S	20"	5/8"	*BL-80	BL-80A
22G2, 22G2.5, 22S, 22SP	22"	5/8"	BL-90	*BL-90A
H7SP, 7SP, H7SP4, H7SP5, H7K, H7S, 7S, H7, #7, #28, 7HP, H7W, 24SP, 7KS, 7LSP, 7LSP4, 7LSPK, 724SP, 724SP4, 724	24"	5/8"	BL-94	BL-94A
27G, 27G5, 27G6 Platter #253 or VHAL #257A (Specify)				
27SP-AX	26½"	3/4"	*BL-100	N/A
27SP-AX, 27SPR, 27SP-RP, 27SPRX, 27SPRPX	27"	3/4"	*BL-103	BL-103A
30SP	30"	3/4"	*BL-106	N/A
<u>ELECTRIC MOWERS</u>				
16E, & S16 Kit, CSS, CAS, 16D "Flying Saucer Blade"			1" (See Parts Lists)	
CP16 (Earliest Models only)	16"	1/2"	*BL-8	BL-8A
CP16	16"	5/8"	*BL-10	BL-10A
JR6	16"	5/8"	*BL-10	BL-10A
Sunrise	16"	7/16"	*BL-16	N/A
B17E (See note)	17"	5/8"	*BL-27	N/A
18E	18"	5/8"	*BL-40	BL-40A
B29E	18½"	5/8"	*BL-43	N/A
B29EH	18½"	3/4"	*BL-44	N/A
D77-2, D777, #777	20"	3/4"	*BL-82	N/A
22E, 22ESP	22"	5/8"	*BL-90	BL-90A
D77 & #77 (1/2 HP)	24"	3/4"	*BL-96	N/A
D77 (3/4 HP-FM after Ser #10000)	24"	7/8"	*BL-97	N/A

NOTE: Originally equipped with drop blade. Blades now available in either the straight style or drop style. Specify style desired.

N/A - Not Available. None - (In Part Number Columns) - This does not mean that blade is not available, but simply that there is no part number for it. Form#BR81258B